



CURRENT TRANSFORMER AC/DC TRMS LOOP POWERED

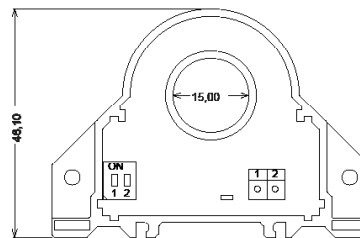
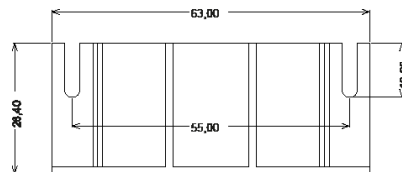

QI-50-I



PATENT PENDING

| | |
|-------------------------|---|
| POWER SUPPLY | Passive loop powered, 11...30V, Protections against polarity reversal and overtemperature. |
| ABSORPTION | Less then 3,5mA |
| PROTECTION INDEX | IP20 |
| ACCURACY | 0,5% F.S. |
| RESOLUTION | 12 bit |
| TEMPERATURE COEFFICIENT | < 200 ppm/°C |
| WORKING TEMPERATURE | -15...+65°C |
| STORAGE TEMPERATURE | -40°C... +85°C |
| RESPONSE TIME | 1000 ms |
| TYPE OF MEASURE | TRMS (monopolar) |
| RANGE | 50 Arms o 25 Arms dip-switch setting, bipolar (+/- 50A DC o +/-25A DC) |
| OUTPUT | 4...20 mA |
| BAND WIDTH AT -3dB | DC or 20...2000 Hz |
| ISOLATION | 3 kV on bare wire |
| OVERLOAD | 2000 A pulse, 300A continuos |
| CREST FACTOR | 2 |
| HYSTERESIS | 0,15% f.s. |
| HUMIDITY | 10...90% not condensing |
| ALTITUDE | Up to 2000 m s.l.m. |
| WEIGHT | 72 g. |
| FILLING | Epoxy Resins |
| BOX MATERIAL | PBT, gray |
| MOUNTING | Screw predisposition for vertical/horizontal mounting, DIN Rail clips (included) for vertical/horizontal mounting |
| TERMINAL | Removable terminals 5,08mm |
| DIP-SWITCH | 2 poles |
| LED | N°1 yellow (Power on) |
| STANDARDS CE | EN61000-6-4/2006 + A1 2011; EN64000-6-2/2005 ; EN61010-1/2010 |
| DIMENSIONS | 46,1x 63x 26,4 mm (terminal excluded) |

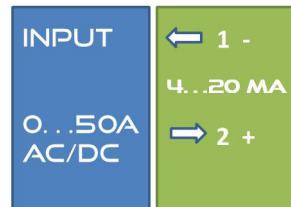
The QI-50-I is a AC/DC current transformer, galvanically isolated from the measuring circuit. The device is in the function and appearance very similar to a standard active TA, however, able to measure the DC component and AC TRMS. The transformer is powered 4-20mA current loop and therefore does not require a direct power supply. It's the first Hall's effect current transformer loop-powered with 0.5% accuracy on the market.



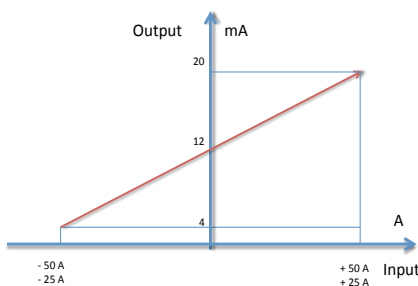
QI-50-I

CURRENT TRANSFORMER AC/DC TRMS LOOP POWERED

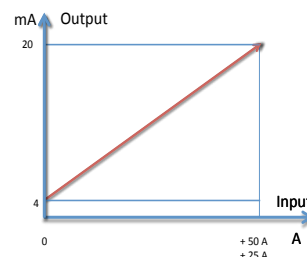
ISOLATION AND CONNECTIONS



QI-50-I Input/Output Bipolar



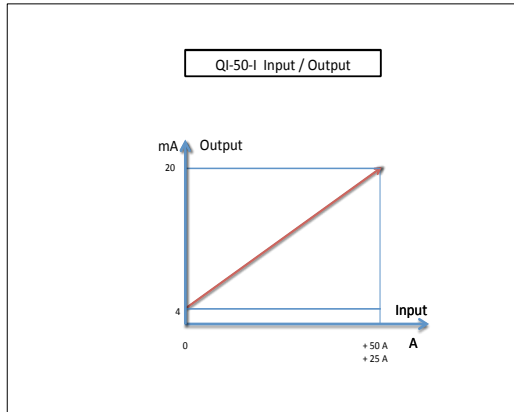
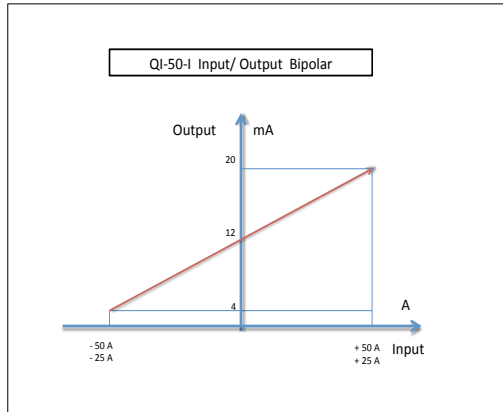
QI-50-I Input / Output





CURRENT TRANSFORMER AC/DC TRMS LOOP POWERED

QI-50-I



QI-50-I

The QI-50-I has two dip-switches through which you can set the scale to 25 or 50A and select the monopolar or bipolar (see charts), the yellow led near the terminal will indicate the presence of the power supply. If you are using bipolar function on AC current, the value read will be 0 A (12 mA) because you are reading the average value.

Any changes made by dip-switch required to switch off the power supply. It's a safety condition in order to prevent any manumission on the device.

MOUNTING:


The current transformer QI can be mounted in any position (see photo below), horizontal or vertical mounting, horizontal or vertical through the two hooks for DIN rail included in the box.

Dip-Switch Table :

| DESCRIPTION | 1 | 2 |
|----------------------|---|---|
| MONOPOLAR (TRMS) | | 0 |
| BIPOLAR (MEAN VALUE) | | 1 |
| 50 A | 0 | |
| 25 A | 1 | |

CAUTION: Magnetic fields of high intensity can vary the values measured by the transformer. Avoid installation near permanent magnets, electromagnets or iron masses that induce strong changes in the magnetic field. If any irregularity recommend reorient or move the transformer in the area most appropriate.

DIN rail mounting instructions:




To mount the hooks on QI. If you want to mount horizontally, use the flexibility of hook to catch into prepared by pressing the center of the clip (Fig. 1).

For vertical mounting, slide the hooks into the slots, external holding the two tabs on the clip (Fig. 2)



For mounting on DIN rail horizontally, once hooked on the bottom, push with both hands as shown in fig.3.

For vertical mounting on DIN rail, once hooked on the bottom, push with both hands on the hooks as shown in fig.4



To release from DIN rail, use a screwdriver and lever up to release the fins (Figure 5 or Figure 6)

CURRENT TRANSFORMER AC/DC TRMS LOOP POWERED



Disposal of electrical & electronic equipment (applicable throughout the EU and other countries with separate collection programmes). This symbol, found on your product or on the packaging, indicates that the product or its components should not be disposed of as unsorted municipal waste. Please refer to the instructions for disposal of electrical and electronic equipment. By ensuring this product is disposed of correctly, you will help prevent potential negative consequences to the environment and human health, which could otherwise be caused by inappropriate disposal of it. The recycling of materials will help to conserve natural resources. For more detailed information about the recycling of this product, please contact your local city office, waste disposal service or the retail store where you purchased this product.

This document is the property of DEM spa. Duplication or reproduction is prohibited. The contents of this document correspond to the products and technologies described. This information may be amended or supplemented by technical and commercial requirements